

Worship from Home Kids

- Read Matthew 2:1-12
- activity to play with your kids (ex. Follow the 'star' like follow the leader but the leader is a star)
- star craft instructions (use the paper in this packet!)
- video about the wise men <https://youtu.be/22SMUUMsx0o?si=5uokMx2d4krqNYBw>
- brief lesson and questions to ask your kids

Matthew 2:1-12

The Magi Visit the Messiah

2 After Jesus was born in Bethlehem in Judea, during the time of King Herod, Magi^[a] from the east came to Jerusalem ² and asked, “Where is the one who has been born king of the Jews? We saw his star when it rose and have come to worship him.”

³ When King Herod heard this he was disturbed, and all Jerusalem with him. ⁴ When he had called together all the people’s chief priests and teachers of the law, he asked them where the Messiah was to be born. ⁵ “In Bethlehem in Judea,” they replied, “for this is what the prophet has written:

⁶ “But you, Bethlehem, in the land of Judah,
are by no means least among the rulers of Judah;
for out of you will come a ruler
who will shepherd my people Israel.’^[b]”

⁷ Then Herod called the Magi secretly and found out from them the exact time the star had appeared. ⁸ He sent them to Bethlehem and said, “Go and search carefully for the child. As soon as you find him, report to me, so that I too may go and worship him.”













⁹ After they had heard the king, they went on their way, and the star they had seen when it rose went ahead of them until it stopped over the place where the child was. ¹⁰ When they saw the star, they were overjoyed. ¹¹ On coming to the house, they saw the child with his mother Mary, and they bowed down and worshiped him. Then they opened their treasures and presented him with gifts of gold, frankincense and myrrh. ¹² And having been warned in a dream not to go back to Herod, they returned to their country by another route.

Activity: Follow the Star Instructions

Follow the Star is just like “Follow the Leader”, except one of your is the “Star”

- One child is chosen to be the “Star”. (You can even give them a star to hold as they lead!)
- The rest of the family line up behind the “Star”.
- They must copy all the actions and movements of the “Star” leader (run when the leader runs, do jumping jacks, turn around and take 3 steps forward, etc.)
- The “Star” will lead the rest of the family to Bethlehem!
- Take turns giving everyone a chance to be the “Star”.

Star Craft Instructions

<p>1. You will need two square sheets of paper.</p>	<p>2. Start with one paper in front of you like a diamond. (For these instructions, blue is on top and yellow is on the bottom.)</p> 
<p>3. Fold the right point over to the left.</p> 	<p>4. Fold the point back over to the right, aligning the diagonal edge to the right edge.</p> 
<p>5. Flip the paper over to the other side, from left to right.</p> 	<p>6. Fold the bottom point up to the top point, folding only the right section.</p> 
<p>7. Using the crease lines as a guide, pull the lower left point down to the left.</p> 	<p>8. Squash the left point down to match the right point.</p> 
<p>9. Take the second sheet of paper! Place it like a diamond in front of you. (Red is the top, Green is the bottom)</p> 	<p>10. Fold the bottom point to the top point.</p> 
<p>11. Fold the right point over to the left point.</p> 	<p>12. Rotate the triangle. You can fold the bottom point up a tiny bit, to make the star a more symmetrical shape. Open the first star shape.</p> 
<p>13. Insert the triangle between the two flaps and secure with tape, glue or string to hang the star up.</p> 	

Brief Lesson and Questions:

Read Matthew 2:1-2:

Who came to see Jesus? In the Bible, God tells us that some very special people went to see and worship Jesus after He was born. Who were these men? They were called wise men. These men were very important, smart, and wise.

How did they know Jesus had been born? They knew because God provided a bright star they could see and follow. They knew if they followed the star, they would find Jesus! *If you have made the star craft, pull it out and place it in front of you.*

Read Matthew 2:3-8:

Summary: Baby Jesus was far away, so the wise men had to walk a long way. As the wise men were traveling, they stopped in Jerusalem to find out where baby Jesus had been born. There was a king there whose name was King Herod. This king was not a good king. He was a bad king who did not love Jesus, and he wanted to hurt Jesus! *Have children make a sad face.*

But don't worry, God will protect Jesus. *Have children clap.*

Read Matthew 2:9-10:

The wise men kept following the star, until it stopped right over the place where Jesus was.

Have children clap with excitement!

Read Matthew 2:11:

They saw Jesus with his mother, Mary. The wise men bowed down and worshiped Jesus.

Would you be excited to see Jesus? What would you do if you were one of the wise men and you saw Jesus for the very first time?

The wise men opened their treasures and gave gifts to Jesus. What kind of gifts? In the Bible, it says the gifts were gold, frankincense, and myrrh. These were valuable and special gifts to honor the most important king of all, Jesus!

From what we know about life in Jesus' time, we think that each of these gifts has a special meaning:

- Gold: Reminds us of the divinity of Jesus – that He was really God.
- Incense: Reminds us that Jesus was a holy (perfect) sacrifice for us.
- Myrrh: Reminds us of the suffering that Jesus would go through when He died for us.

Remember, God loves us, which is why He sent His Son, Jesus, to save us from our sin. He protects us from the punishment of our sin when we accept Jesus as our Savior. This is another great reason why we worship God and celebrate Jesus at Christmas.